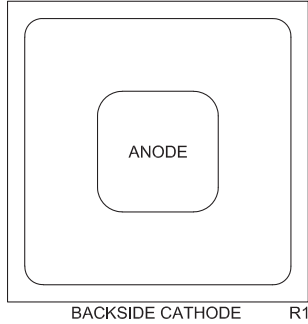


# CPD04-1N645

## General Purpose Rectifier Die

### 0.4 Amp, 225 Volt

The CPD04-1N645 is a silicon 0.4 Amp, 225 Volt general purpose rectifier ideal for all types of commercial, industrial, entertainment, and computer applications.



#### MECHANICAL SPECIFICATIONS:

Die Size	25 x 25 MILS
Die Thickness	9.5 MILS
Anode Bonding Pad Size	14 x 14 MILS
Top Side Metalization	Ni/Au – 5,000Å/1,350Å
Back Side Metalization	Ni/Au – 5,000Å/1,350Å
Scribe Alley Width	2.5 MILS
Wafer Diameter	4 INCHES
Gross Die Per Wafer	15,907

#### MAXIMUM RATINGS: (T<sub>A</sub>=25°C)

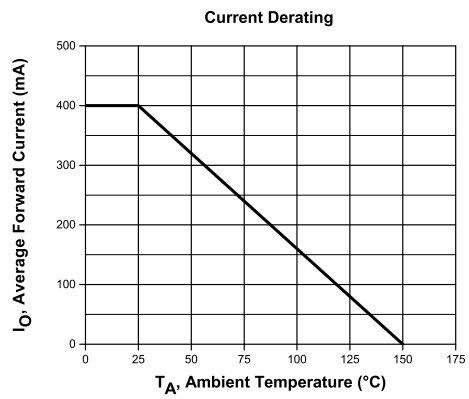
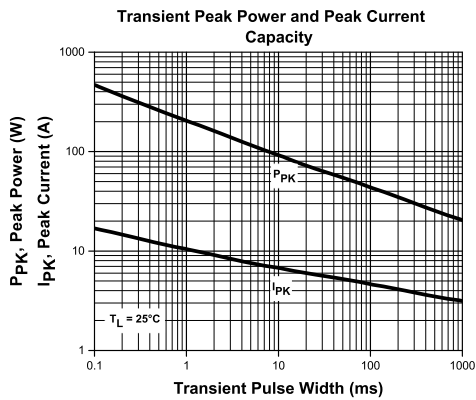
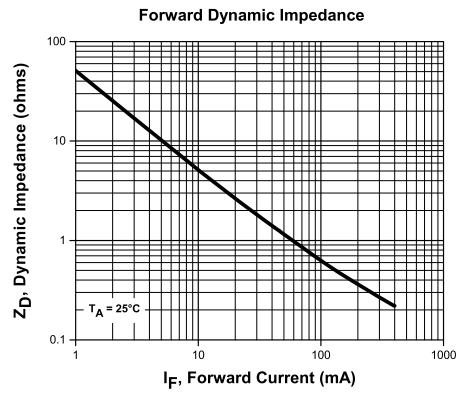
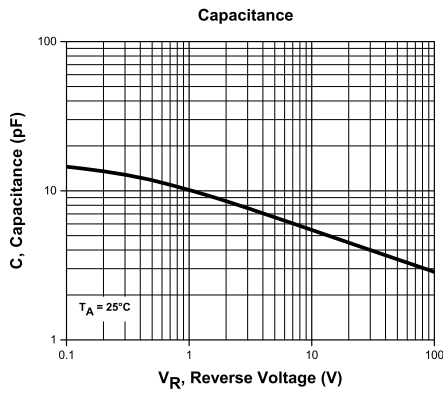
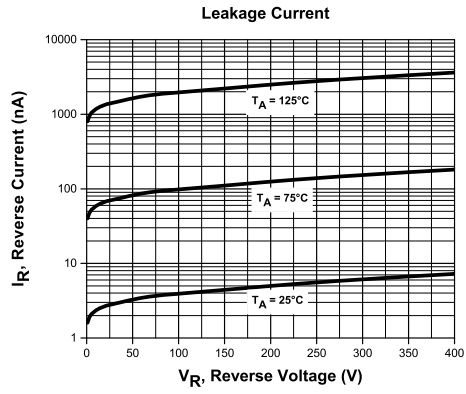
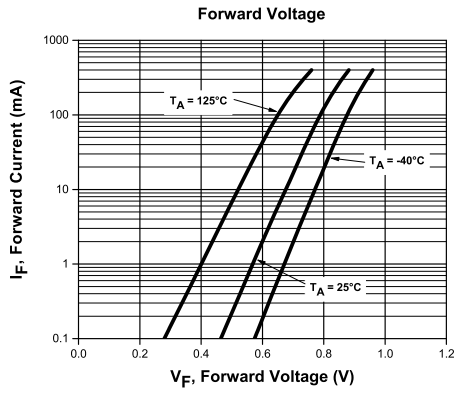
	SYMBOL		UNITS
Peak Repetitive Reverse Voltage	V <sub>RRM</sub>	225	V
Average Forward Current	I <sub>O</sub>	0.4	A
Peak Forward Surge Current, tp=8.3ms	I <sub>FSM</sub>	3.0	A
Operating and Storage Junction Temperature	T <sub>J</sub> , T <sub>stg</sub>	-65 to +150	°C

#### ELECTRICAL CHARACTERISTICS: (T<sub>A</sub>=25°C unless otherwise)

SYMBOL	TEST CONDITIONS	MIN	MAX	UNITS
I <sub>R</sub>	V <sub>R</sub> =225V		0.2	μA
V <sub>F</sub>	I <sub>F</sub> =400mA		1.0	V
C <sub>J</sub>	V <sub>R</sub> =0, f=1.0MHz		25	pF

# CPD04-1N645

## Typical Electrical Characteristics



## BARE DIE PACKING OPTIONS

---



### BARE DIE IN TRAY (WAFFLE) PACK

**CT:** Singulated die in tray (waffle) pack.  
(example: CP211-PART NUMBER-CT)

**CM:** Singulated die in tray (waffle) pack 100% visually inspected as per MIL-STD-750, (method 2072 transistors, method 2073 diodes).  
(example: CP211-PART NUMBER-CM)

---



### UNSAWN WAFER

**WN:** Full wafer, unsawn, 100% tested with reject die inked.  
(example: CP211-PART NUMBER-WN)

---



### SAWN WAFER ON PLASTIC RING

**WR:** Full wafer, sawn and mounted on plastic ring,  
100% tested with reject die inked.  
(example: CP211-PART NUMBER-WR)

Please note: Sawn Wafer on Metal Frame (WS) is possible as a special order. Please contact your Central Sales Representative at 631-435-1110.



Visit the Central website for a complete listing of specifications:  
[www.centrasemi.com/bdspecs](http://www.centrasemi.com/bdspecs)

## OUTSTANDING SUPPORT AND SUPERIOR SERVICES



---

### PRODUCT SUPPORT

Central's operations team provides the highest level of support to insure product is delivered on-time.

- Supply management (Customer portals)
- Inventory bonding
- Consolidated shipping options
- Custom bar coding for shipments
- Custom product packing

---

### DESIGNER SUPPORT/SERVICES

Central's applications engineering team is ready to discuss your design challenges. Just ask.

- Free quick ship samples (2<sup>nd</sup> day air)
- Online technical data and parametric search
- SPICE models
- Custom electrical curves
- Environmental regulation compliance
- Customer specific screening
- Up-screening capabilities
- Special wafer diffusions
- PbSn plating options
- Package details
- Application notes
- Application and design sample kits
- Custom product and package development

---

### REQUESTING PRODUCT PLATING

1. If requesting Tin/Lead plated devices, add the suffix "TIN/LEAD" to the part number when ordering (example: 2N2222A TIN/LEAD).
2. If requesting Lead (Pb) Free plated devices, add the suffix "PBFREE" to the part number when ordering (example: 2N2222A PBFREE).

---

### CONTACT US

#### Corporate Headquarters & Customer Support Team

Central Semiconductor Corp.  
145 Adams Avenue  
Hauppauge, NY 11788 USA  
Main Tel: (631) 435-1110  
Main Fax: (631) 435-1824  
Support Team Fax: (631) 435-3388  
[www.centrasemi.com](http://www.centrasemi.com)

**Worldwide Field Representatives:**  
[www.centrasemi.com/wwreps](http://www.centrasemi.com/wwreps)

**Worldwide Distributors:**  
[www.centrasemi.com/wwdistributors](http://www.centrasemi.com/wwdistributors)

---

For the latest version of Central Semiconductor's **LIMITATIONS AND DAMAGES DISCLAIMER**, which is part of Central's Standard Terms and Conditions of sale, visit: [www.centrasemi.com/terms](http://www.centrasemi.com/terms)