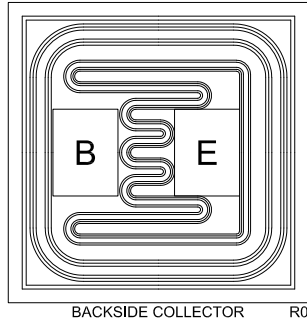


# CP306V-2N3019

## NPN - High Current Transistor Die

The CP306V-2N3019 is a silicon NPN transistor designed for high current, general purpose applications.



### MECHANICAL SPECIFICATIONS:

Die Size	27.56 X 27.56 MILS
Die Thickness	7.1 MILS
Base Bonding Pad Size	5.9 x 7.9 MILS
Emitter Bonding Pad Size	5.9 x 7.9 MILS
Top Side Metalization	Al-Si – 30,000Å
Back Side Metalization	Au – 9,000Å
Scribe Alley Width	2.36 MILS
Wafer Diameter	5 INCHES
Gross Die Per Wafer	22,655

### MAXIMUM RATINGS: (T<sub>A</sub>=25°C)

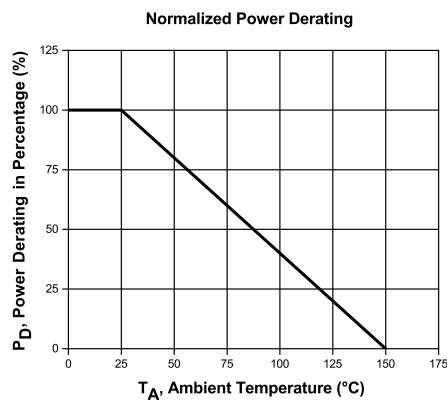
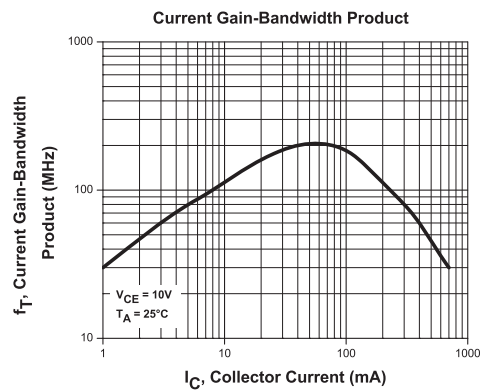
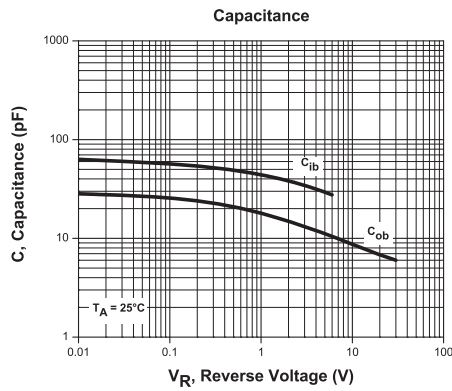
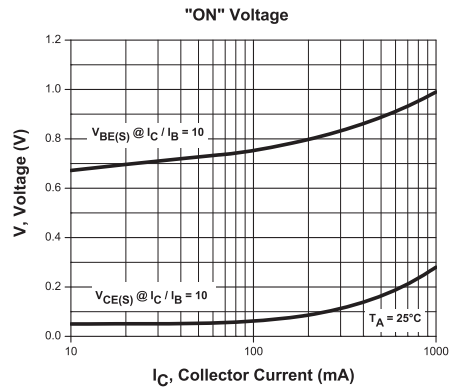
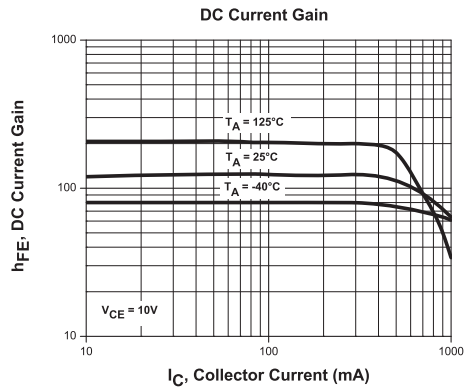
	SYMBOL		UNITS
Collector-Base Voltage	V <sub>CB0</sub>	140	V
Collector-Emitter Voltage	V <sub>CEO</sub>	80	V
Emitter-Base Voltage	V <sub>EBO</sub>	7.0	V
Continuous Collector Current	I <sub>C</sub>	1.0	A
Operating and Storage Junction Temperature	T <sub>J</sub> , T <sub>stg</sub>	-65 to +150	°C

### ELECTRICAL CHARACTERISTICS: (T<sub>A</sub>=25°C)

SYMBOL	TEST CONDITIONS	MIN	MAX	UNITS
I <sub>CB0</sub>	V <sub>CB</sub> =90V		10	nA
I <sub>EBO</sub>	V <sub>EB</sub> =5.0V		10	nA
BV <sub>CB0</sub>	I <sub>C</sub> =100μA	140		V
BV <sub>CEO</sub>	I <sub>C</sub> =30mA	80		V
BV <sub>EBO</sub>	I <sub>E</sub> =100μA	7.0		V
V <sub>CE(SAT)</sub>	I <sub>C</sub> =150mA, I <sub>B</sub> =15mA		0.2	V
V <sub>CE(SAT)</sub>	I <sub>C</sub> =500mA, I <sub>B</sub> =50mA		0.5	V
V <sub>BE(SAT)</sub>	I <sub>C</sub> =150mA, I <sub>B</sub> =15mA		1.1	V
h <sub>FE</sub>	V <sub>CE</sub> =10V, I <sub>C</sub> =100μA	50		
h <sub>FE</sub>	V <sub>CE</sub> =10V, I <sub>C</sub> =10mA	90		
h <sub>FE</sub>	V <sub>CE</sub> =10V, I <sub>C</sub> =150mA	100	300	
h <sub>FE</sub>	V <sub>CE</sub> =10V, I <sub>C</sub> =500mA	50		
h <sub>FE</sub>	V <sub>CE</sub> =10V, I <sub>C</sub> =1.0A	15		
f <sub>T</sub>	V <sub>CE</sub> =10V, I <sub>C</sub> =50mA, f=20MHz	100		MHz
C <sub>ob</sub>	V <sub>CB</sub> =10V, I <sub>E</sub> =0, f=1.0MHz		12	pF
C <sub>ib</sub>	V <sub>EB</sub> =0.5V, I <sub>C</sub> =0, f=1.0MHz		60	pF

# CP306V-2N3019

## Typical Electrical Characteristics



## BARE DIE PACKING OPTIONS

---



### BARE DIE IN TRAY (WAFFLE) PACK

**CT:** Singulated die in tray (waffle) pack.  
(example: CP211-PART NUMBER-CT)

**CM:** Singulated die in tray (waffle) pack 100% visually inspected as per MIL-STD-750, (method 2072 transistors, method 2073 diodes).  
(example: CP211-PART NUMBER-CM)

---



### UNSAWN WAFER

**WN:** Full wafer, unsawn, 100% tested with reject die inked.  
(example: CP211-PART NUMBER-WN)

---



### SAWN WAFER ON PLASTIC RING

**WR:** Full wafer, sawn and mounted on plastic ring,  
100% tested with reject die inked.  
(example: CP211-PART NUMBER-WR)

Please note: Sawn Wafer on Metal Frame (WS) is possible as a special order. Please contact your Central Sales Representative at 631-435-1110.



Visit the Central website for a complete listing of specifications:  
[www.centrasemi.com/bdspecs](http://www.centrasemi.com/bdspecs)

## OUTSTANDING SUPPORT AND SUPERIOR SERVICES



---

### PRODUCT SUPPORT

Central's operations team provides the highest level of support to insure product is delivered on-time.

- Supply management (Customer portals)
- Inventory bonding
- Consolidated shipping options
- Custom bar coding for shipments
- Custom product packing

---

### DESIGNER SUPPORT/SERVICES

Central's applications engineering team is ready to discuss your design challenges. Just ask.

- Free quick ship samples (2<sup>nd</sup> day air)
- Online technical data and parametric search
- SPICE models
- Custom electrical curves
- Environmental regulation compliance
- Customer specific screening
- Up-screening capabilities
- Special wafer diffusions
- PbSn plating options
- Package details
- Application notes
- Application and design sample kits
- Custom product and package development

---

### REQUESTING PRODUCT PLATING

1. If requesting Tin/Lead plated devices, add the suffix "TIN/LEAD" to the part number when ordering (example: 2N2222A TIN/LEAD).
2. If requesting Lead (Pb) Free plated devices, add the suffix "PBFREE" to the part number when ordering (example: 2N2222A PBFREE).

---

### CONTACT US

#### Corporate Headquarters & Customer Support Team

Central Semiconductor Corp.  
145 Adams Avenue  
Hauppauge, NY 11788 USA  
Main Tel: (631) 435-1110  
Main Fax: (631) 435-1824  
Support Team Fax: (631) 435-3388  
[www.centrasemi.com](http://www.centrasemi.com)

**Worldwide Field Representatives:**  
[www.centrasemi.com/wwreps](http://www.centrasemi.com/wwreps)

**Worldwide Distributors:**  
[www.centrasemi.com/wwdistributors](http://www.centrasemi.com/wwdistributors)

---

For the latest version of Central Semiconductor's **LIMITATIONS AND DAMAGES DISCLAIMER**, which is part of Central's Standard Terms and Conditions of sale, visit: [www.centrasemi.com/terms](http://www.centrasemi.com/terms)