

BCX70 SERIES
SURFACE MOUNT
NPN SILICON TRANSISTOR



www.centrasemi.com



SOT-23 CASE

DESCRIPTION:

The CENTRAL SEMICONDUCTOR BCX70 Series types are NPN Silicon Transistors manufactured by the epitaxial planar process, epoxy molded in a surface mount package, designed for general purpose switching and amplifier applications.

MARKING CODES: BCX70G: AG
BCX70H: AH
BCX70J: AJ
BCX70K: AK

MAXIMUM RATINGS: ($T_A=25^\circ\text{C}$)

Collector-Base Voltage
Collector-Emitter Voltage
Emitter-Base Voltage
Continuous Collector Current
Peak Collector Current
Peak Base Current
Power Dissipation
Operating and Storage Junction Temperature
Thermal Resistance

SYMBOL		UNITS
V_{CB0}	45	V
V_{CE0}	45	V
V_{EB0}	5.0	V
I_C	100	mA
I_{CM}	200	mA
I_{BM}	200	mA
P_D	350	mW
T_J, T_{stg}	-65 to +150	$^\circ\text{C}$
θ_{JA}	357	$^\circ\text{C/W}$

ELECTRICAL CHARACTERISTICS: ($T_A=25^\circ\text{C}$ unless otherwise noted)

SYMBOL	TEST CONDITIONS	MIN	TYP	MAX	UNITS
I_{CBO}	$V_{CB}=45\text{V}$			20	nA
I_{CBO}	$V_{CB}=45\text{V}, T_A=150^\circ\text{C}$			20	μA
I_{EBO}	$V_{EB}=4.0\text{V}$			20	nA
BV_{CBO}	$I_C=10\mu\text{A}$	45			V
BV_{CE0}	$I_C=10\text{mA}$	45			V
BV_{EB0}	$I_E=1.0\mu\text{A}$	5.0			V
$V_{CE(SAT)}$	$I_C=10\text{mA}, I_B=250\mu\text{A}$	0.05		0.35	V
$V_{CE(SAT)}$	$I_C=50\text{mA}, I_B=1.25\text{mA}$	0.10		0.55	V
$V_{BE(SAT)}$	$I_C=10\text{mA}, I_B=250\mu\text{A}$	0.60		0.85	V
$V_{BE(SAT)}$	$I_C=50\text{mA}, I_B=1.25\text{mA}$	0.70		1.05	V
$V_{BE(ON)}$	$V_{CE}=5.0\text{V}, I_C=2.0\text{mA}$	0.55		0.75	V
f_T	$V_{CE}=5.0\text{V}, I_C=10\text{mA}, f=100\text{MHz}$	100	250		MHz
C_c	$V_{CB}=10\text{V}, I_E=0, f=1.0\text{MHz}$		1.7		pF
C_e	$V_{EB}=0.5\text{V}, I_C=0, f=1.0\text{MHz}$		11		pF
NF	$V_{CE}=5.0\text{V}, I_C=200\mu\text{A}, R_S=2.0\text{k}\Omega, f=1.0\text{kHz}, BW=200\text{Hz}$			6.0	dB

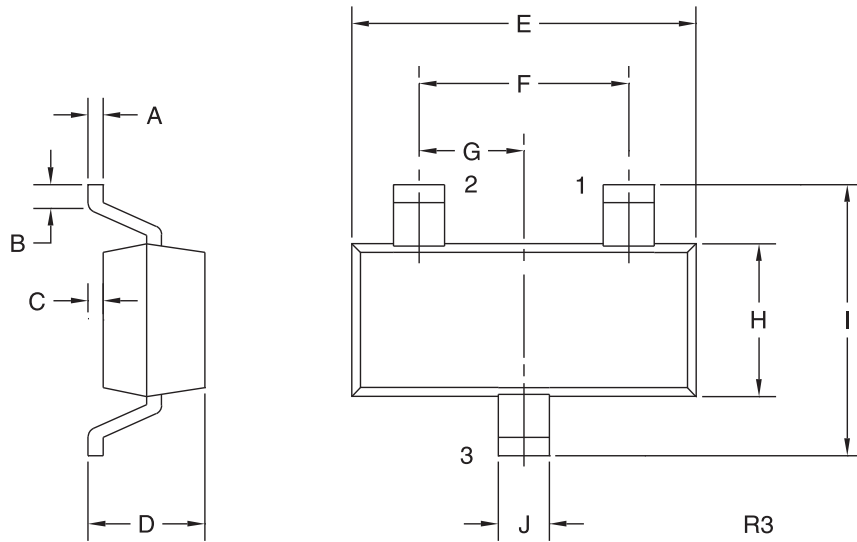
		BCX70G		BCX70H		BCX70J		BCX70K	
		MIN	MAX	MIN	MAX	MIN	MAX	MIN	MAX
h_{FE}	$V_{CE}=5.0\text{V}, I_C=10\mu\text{A}$			40		30		100	
h_{FE}	$V_{CE}=5.0\text{V}, I_C=2.0\text{mA}$	120	220	180	310	250	460	380	630
h_{FE}	$V_{CE}=1.0\text{V}, I_C=50\text{mA}$	50		70		90		100	

R2 (20-November 2009)

BCX70 SERIES
SURFACE MOUNT
NPN SILICON TRANSISTOR



SOT-23 CASE - MECHANICAL OUTLINE



LEAD CODE:
1) BASE
2) EMITTER
3) COLLECTOR

DEVICE	MARKING CODE
BCX70G	AG
BCX70H	AH
BCX70J	AJ
BCX70K	AK

SYMBOL	INCHES		MILLIMETERS	
	MIN	MAX	MIN	MAX
A	0.003	0.007	0.08	0.18
B	0.006	-	0.15	-
C	-	0.005	-	0.13
D	0.035	0.043	0.89	1.09
E	0.110	0.120	2.80	3.05
F	0.075		1.90	
G	0.037		0.95	
H	0.047	0.055	1.19	1.40
I	0.083	0.098	2.10	2.49
J	0.014	0.020	0.35	0.50

SOT-23 (REV: R3)

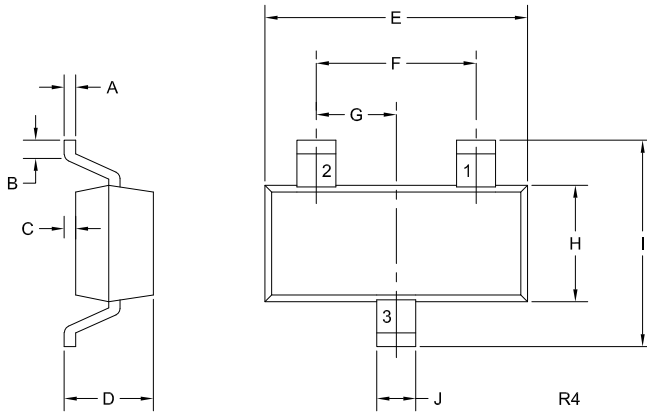
R2 (20-November 2009)

Package Details

SOT-23 Case



Mechanical Drawing



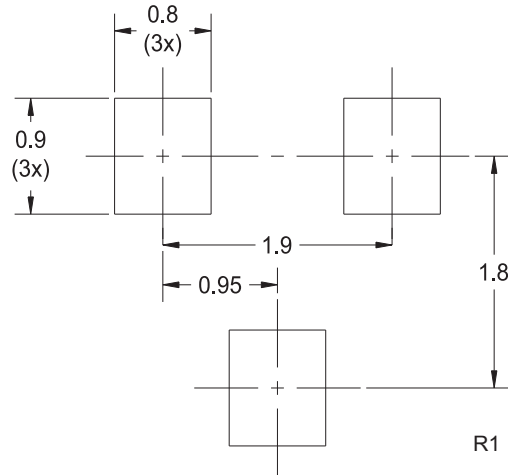
SYMBOL	DIMENSIONS			
	INCHES		MILLIMETERS	
	MIN	MAX	MIN	MAX
A	0.003	0.007	0.08	0.18
B	0.006	-	0.15	-
C	-	0.005	-	0.13
D	0.035	0.044	0.89	1.12
E	0.110	0.120	2.80	3.05
F	0.075		1.90	
G	0.037		0.95	
H	0.047	0.055	1.19	1.40
I	0.083	0.104	2.10	2.64
J	0.014	0.020	0.35	0.50

SOT-23 (REV: R4)

Lead Code:
Reference individual device datasheet.

Part Marking: 2-4 Character Alpha/Numeric Code

Mounting Pad Geometry (Dimensions in mm)



R4 (27-August 2021)

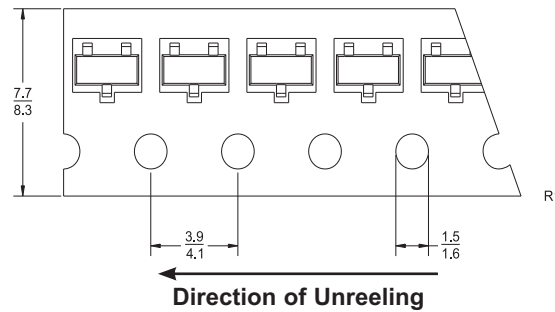
Package Details

SOT-23 Case



Tape Dimensions and Orientation (Dimensions in mm)

Tape Width: 8mm



Devices are taped in accordance with Electronic Industries Association Standard EIA-481-D

Packaging Base

7" Reel = 3,000 pcs.
13" Reel = 10,000 pcs.

Reel Labeling Information

Each reel is labeled with the following information:

Central Part Number, Customer Part Number, Purchase Order Number, Quantity, Lot Number, Date Code, Ship Date and Marking Code.

Reel Packing Information

Reel Size	Reels per Box (Maximum)	Parts per Box (Maximum)	Box Dimensions		Shipping Weight (Max.)	
			INCH	CM	LB	KG
7"	9	27,000	9x9x5	23x23x13	3	2
	18	54,000	9x9x9	23x23x23	6	3
	40	120,000	21x9x9	53x23x23	13	6
	108	324,000	27x9x17	69x23x43	34	16
13"	6	60,000	15x4x15	38x10x38	6	3
	14	140,000	15x15x9	38x38x23	15	7
	26	260,000	15x15x18	38x38x46	28	13

Ordering Information

- For devices taped and reeled on 7" reels, add TR suffix to part number.
- For devices taped and reeled on 13" reels, add TR13 suffix to part number.
- All SMDs are available in small quantities for prototype and manual placement applications.

R4 (27-August 2021)

Material Composition Specification

SOT-23 Case



Device average mass 8.5 mg
 Fluctuation margin +/-10%

Component	Material	Material		Substance	CAS No.	Substance		
		(%wt)	(mg)			(%wt)	(mg)	(ppm)
active device	doped Si	2.71%	0.23	Si	7440-21-3	2.71%	0.23	27,059
bond wire	gold or copper	0.25%	0.021	Au	7440-57-5	0.25%	0.021	2,471
				Cu	7440-50-8			
leadframe	alloy 42	25.4%	2.159	Fe	7439-89-6	14.99%	1.274	149,882
				Ni	7440-02-0	10.41%	0.885	104,118
leadframe plating	silver	0.71%	0.06	Ag	7440-22-4	0.71%	0.06	7,059
encapsulation*	EMC	68.94%	5.86	silica	7631-86-9	46.87%	3.984	468,706
				epoxy resin	29690-82-2	13.79%	1.172	137,882
				phenol resin	9003-35-4	6.89%	0.586	68,941
				Sb ₂ O ₃	1309-64-4	0.69%	0.059	6,941
				Br	7726-95-6	0.69%	0.059	6,941
	EMC GREEN	68.94%	5.86	silica (fused)	60676-86-0	53.08%	4.512	530,824
				epoxy resin	29690-82-2	6.89%	0.586	68,941
				phenol resin	9003-35-4	6.68%	0.568	66,824
				carbon black	1333-86-4	0.21%	0.018	2,118
				metal hydroxide	1309-42-8	2.07%	0.176	20,706
plating**	tin/lead process	2.0%	0.17	Sn	7440-31-5	1.59%	0.135	15,882
				Pb	7439-92-1	0.41%	0.035	4,118
	matte tin	2.0%	0.17	Sn	7440-31-5	2.0%	0.17	20,000

*EMC GREEN molding compound is Halogen-Free.

**For Lead Free plating, add suffix "PB FREE" to part number.

For Tin/Lead plating, add suffix "TIN/LEAD" to part number.

No suffix designation allows for the supply of either lead-free or tin/lead plated product depending on availability.

Disclaimer

The information provided in this Material Composition data sheet is, to the best of our knowledge, correct. However, there is no guarantee to completeness or accuracy, as some information is derived from data sources outside the company.

R11 (16-July 2018)